


### OPPOSED BLADE DAMPER


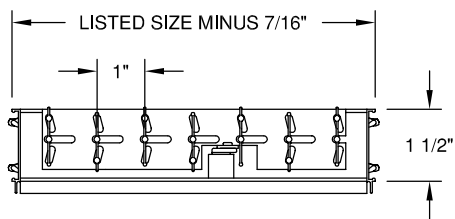
LOW PROFILE WITH BLADES ON 1" CENTERS & MOUNTED IN CONJUNCTION WITH SCREW DRIVER OPERATED ADJUSTING MECHANISM. THE OBD IS IDENTICAL TO THOSE USED ON ALL RELIABLE UNITS HAVING THE OBD AS AN INTEGRAL COMPONENT. ALL OBD BLADES RUN SHORT DIMENSION.

EXTRUDED ALUMINUM; 6063-T5

FINISH - MILL - AS EXTRUDED


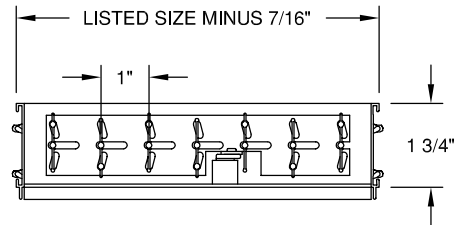


FACE VIEW



MINIMUM	4" WIDTH x 3" HEIGHT
MAXIMUM (ONE PIECE)	48" WIDTH x 18" HEIGHT

MODEL - OBD



MINIMUM	20" WIDTH x 20" HEIGHT
MAXIMUM (ONE PIECE)	48" WIDTH x 24" HEIGHT

MODEL - OBD

DWG NO.

02HV184A

DATE:

6/19/02

JOB NAME: \_\_\_\_\_

LOCATION: \_\_\_\_\_

ARCHITECT: \_\_\_\_\_

ENGINEER: \_\_\_\_\_

CONTRACTOR: \_\_\_\_\_

FINISH: \_\_\_\_\_